



May 2024 Statistical Report




Brook Rollins, Chief of Police

Ashley Pavey, Crime Analyst

Report Prepared June 12, 2024



Lewisville Police Department
1955 Lakeway Drive
Suite 230
Lewisville, TX 75057
ORI: TX0610600



 @LewisvillePD

 www.facebook.com/LewisvillePD

 @lewisvillepd



LEWISVILLE POLICE DEPARTMENT
CRIMES AGAINST PERSON AND PROPERTY TRENDS



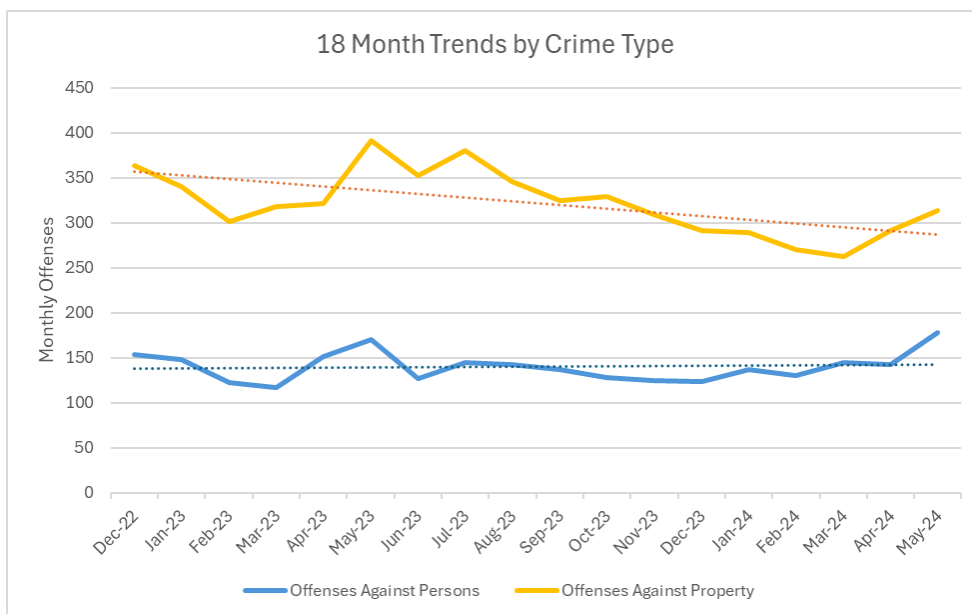
MAY 2024

Crimes Against Persons

OFFENSES	MAY 2024	PREV MONTH	PREV 12M AVG	% CHG VS AVG	PREV 60M AVG	% CHG VS AVG
MURDER & VOLUNTARY MANSLAUGHTER	0	0	0.6	-100%	0.4	-100%
NEGLIGENT MANSLAUGHTER	0	0	0.1	-100%	0.1	-100%
SEXUAL ASSAULT ¹	3	6	5.2	-42%	8.2	-63%
OTHER SEX OFFENSES ²	4	2	2.3	71%	3.2	24%
ROBBERY ³	3	2	3.8	-20%	4.5	-34%
AGGRAVATED ASSAULT	17	7	14.3	19%	15.4	10%
SIMPLE ASSAULT	111	106	89.8	24%	87.5	27%
INTIMIDATION	36	18	19.4	85%	15.6	131%
KIDNAPPING	4	1	2.8	41%	1.5	173%
TOTAL OFFENSES AGAINST PERSONS	178	142	138.3	29%	136.3	31%

Crimes Against Property

OFFENSES	MAY 2024	PREV MONTH	PREV 12M AVG	% CHG VS AVG	PREV 60M AVG	% CHG VS AVG
BURGLARY	13	17	17.3	-25%	20.8	-37%
MOTOR VEHICLE THEFT	23	25	31.8	-28%	27.3	-16%
SHOPLIFTING	32	30	39.8	-19%	36.7	-13%
THEFT FROM MOTOR VEHICLE	24	35	33.0	-27%	39.0	-38%
OTHER LARCENY OFFENSES ⁴	100	88	77.8	29%	84.2	19%
FRAUD OFFENSES ⁵	65	41	62.7	4%	83.8	-22%
OTHER PROPERTY OFFENSES ⁶	57	55	51.1	12%	59.8	-5%
TOTAL PROPERTY OFFENSES	314	291	313.3	0%	352	-11%



1 | Sexual assault includes rape, sodomy and sexual assault with an object.
 2 | Other sex offenses include sexual contact offenses, incest and human trafficking for commercial sex acts.
 3 | Robbery is defined throughout this report as a crime against the person, as opposed to the NIBRS definition of a crime against property.
 4 | Other larceny offenses includes pocket picking, purse snatching, theft from building, theft from coin operated machine, theft of motor vehicle parts, and all other theft.
 5 | Fraud offenses includes false pretenses/swindle, credit card fraud, impersonation, wire fraud, identity theft, and computer hacking.
 6 | Other property offenses includes arson, bribery, counterfeiting/forgery, destruction/damage/vandalism, embezzlement, extortion/blackmail, and stolen property.



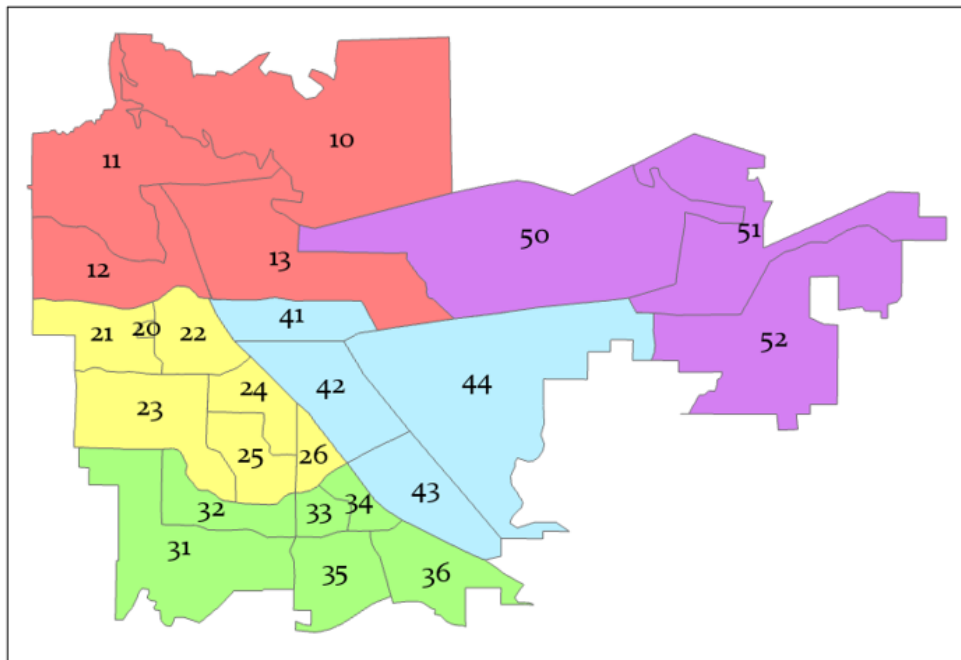
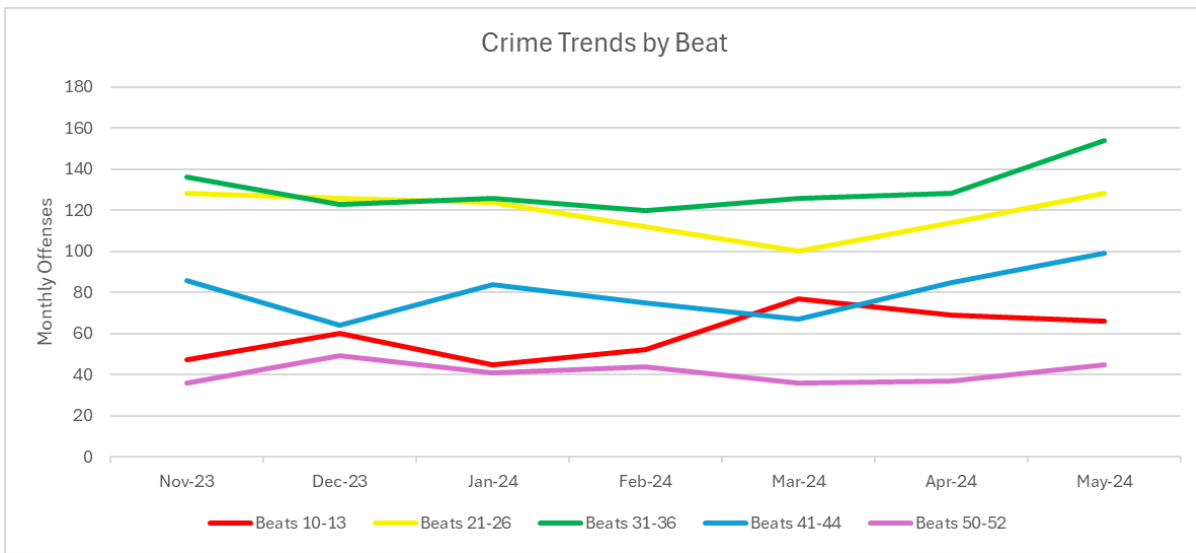
LEWISVILLE POLICE DEPARTMENT

BEAT TRENDS

MAY 2024



Beat Area	Offenses Against Person			Offenses Against Property			Person & Property Total		
	MAY 2024	PREV 6M AVG	% CHG VS AVG	MAY 2024	PREV 6M AVG	% CHG VS AVG	MAY 2024	PREV 6M AVG	% CHG VS AVG
Beats 10-13	32	22.2	44.1%	34	36.2	-6.1%	66	58.3	13.2%
Beats 21-26	53	47.3	12.1%	75	70	7.1%	128	117.3	9.1%
Beats 31-36	48	33.3	44.1%	106	93.2	13.7%	154	126.5	21.7%
Beats 41-44	32	23.3	37.3%	67	53.5	25.2%	99	76.8	28.9%
Beats 50-52	13	8.7	49.4%	32	31.8	0.6%	45	40.5	11.1%
Total	178	134.8	32.0%	314	284.7	10.3%	492	419.5	17.3%





LEWISVILLE POLICE DEPARTMENT
SOCIETY AND GROUP B OFFENSE TRENDS



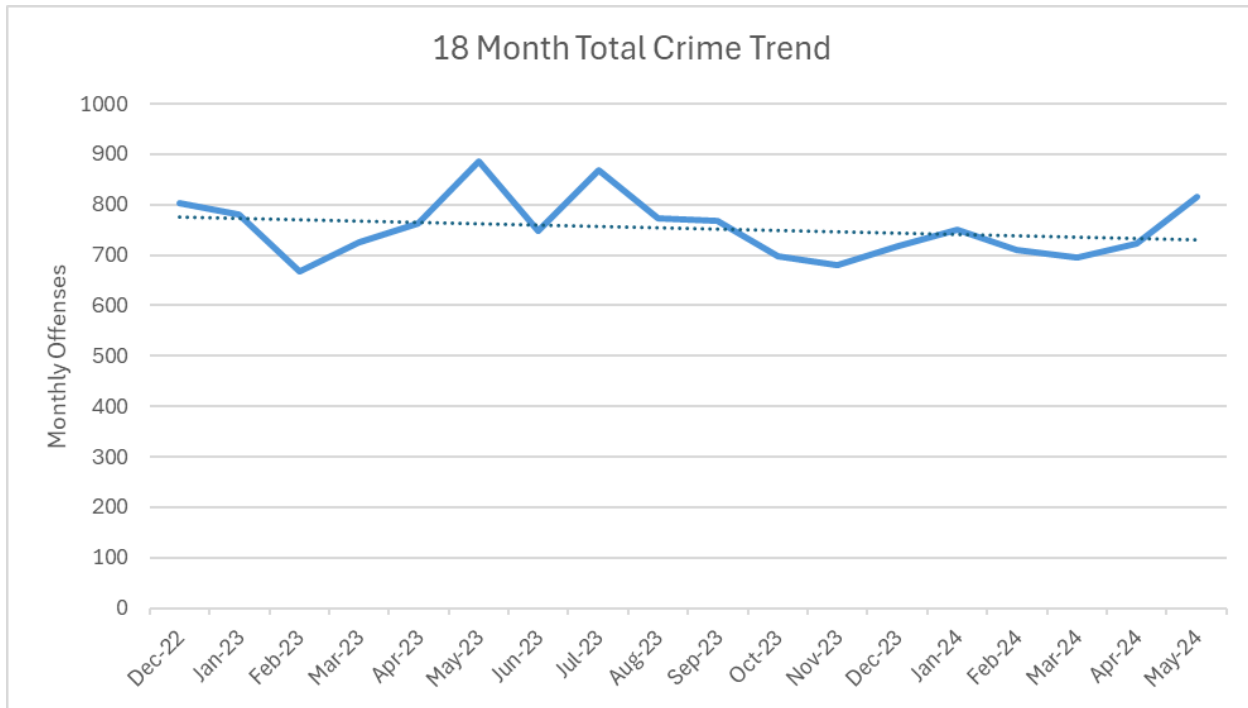
MAY 2024

Crimes Against Society & Group B Offenses¹

OFFENSES	MAY 2024	PREV MONTH	PREV 12M AVG	% CHG VS AVG	PREV 60M AVG	% CHG VS AVG
DRUG/NARCOTICS VIOLATIONS	78	71	57.3	36%	63.2	24%
WEAPONS OFFENSES	9	8	14.7	-39.0%	13.6	-34%
OTHER GROUP A SOCIETY OFFENSES ²	31	26	28.6	8.0%	27.5	13%
DRIVING UNDER THE INFLUENCE	69	59	71.4	-3%	65.8	5%
OTHER GROUP B OFFENSES ³	138	126	122.2	13%	118.5	16%

Totals

OFFENSES	MAY 2024	PREV MONTH	PREV 12M AVG	% CHG VS AVG	PREV 60M AVG	% CHG VS AVG
GROUP A TOTAL	610	538	552.3	10%	592	3%
GROUP B TOTAL	207	185	193.6	7%	184.4	12%
GRAND TOTAL	817	723	745.8	10%	776.3	5%



1 | Note, society offenses such as drug and weapons offenses are usually first identified by police officers. Higher figures in these categories may indicate increased police action rather than higher levels of crime.

2 | Other Group A society offenses includes animal cruelty, gambling, pornography offenses, prostitution offenses, and drug equipment offenses.

3 | Other Group B offenses includes curfew/loitering/vagrancy, disorderly conduct, public intoxication, non-violent family offenses, liquor law violations, criminal trespass, and any other miscellaneous offenses which do not fit into another category.



LEWISVILLE POLICE DEPARTMENT

WORKLOAD FACTORS

MAY 2024



Emergency Response

	MAY 2024	PREV MONTH	PREV 12M AVG	% CHG VS AVG	PREV 60M AVG	% CHG VS AVG
CALLS FOR SERVICE	7,430	7,188	6,826.9	9%	6,283.6	18%
RESPONSE TIMES¹						
<i>PRIORITY 1 (Emergency or crime in progress)</i>	8:29	6:57	6:56	22%	6:30	31%
<i>PRIORITY 2 (Non-violent crime just occurred)</i>	8:30	5:51	7:54	8%	7:22	15%
<i>PRIORITY 3 (Delayed report or non-crime)</i>	52:21	43:24	47:30	10%	37:47	39%

Crime Prevention

	MAY 2024	PREV MONTH	PREV 12M AVG	% CHG VS AVG	PREV 60M AVG	% CHG VS AVG
ARRESTS MADE	456	437	407.6	12%	388.1	17%
CITATIONS ISSUED	1,145	1,440	1,164.4	-2%	1,220.2	-6%

Road Safety

	MAY 2024	PREV MONTH	PREV 12M AVG	% CHG VS AVG	PREV 60M AVG	% CHG VS AVG
TOTAL TRAFFIC COLLISIONS	274	253	249.8	10%	237.0	16.0%
<i>FATAL INJURY CRASHES</i>	1	0	0.5	100%	0.8	25.0%
<i>PERSONS KILLED</i>	1	0	0.5	100%	0.8	22.0%
<i>PERSONS INJURED</i>	78	85	78.5	-1%	81.3	-4.0%



1 | Response times are the average time between a call being received by dispatchers and the first patrol officers being on scene. Times are in minutes and seconds.

Data Notes: All offenses listed in this report are defined using the FBI's National Incident-Based Reporting System (NIBRS). For more information, visit www.fbi.gov/nibrs.

Offense counts refer to all reported offenses, including those later determined to be unfounded.