



# April 2024 Statistical Report




Brook Rollins, Chief of Police

Ashley Pavey, Crime Analyst

Report Prepared May 10, 2024



Lewisville Police Department  
1955 Lakeway Drive  
Suite 230  
Lewisville, TX 75057  
ORI: TX0610600



 @LewisvillePD

 [www.facebook.com/LewisvillePD](http://www.facebook.com/LewisvillePD)

 @lewisvillepd



**LEWISVILLE POLICE DEPARTMENT**  
 CRIMES AGAINST PERSON AND PROPERTY TRENDS



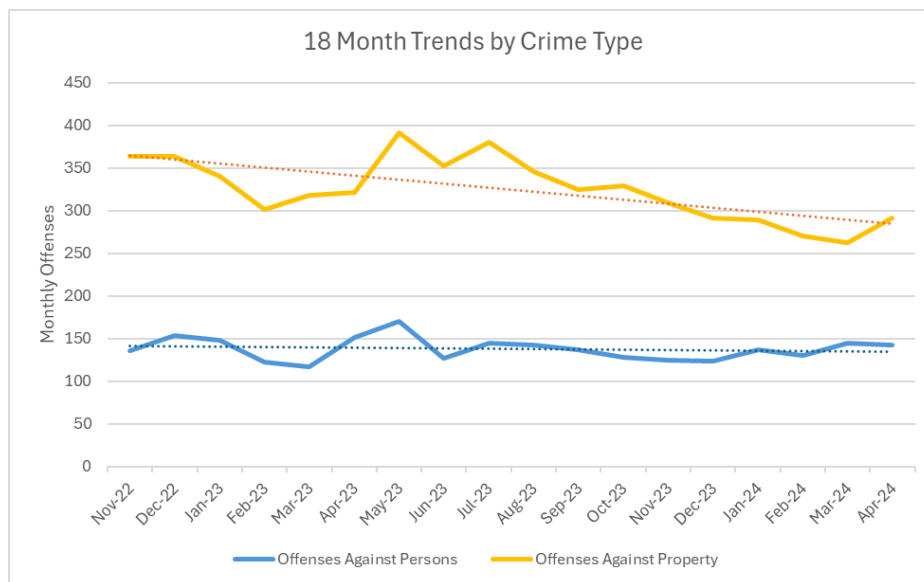
APRIL 2024

**Crimes Against Persons**

OFFENSES	APR 2024	PREV MONTH	PREV 12M AVG	% CHG VS AVG	PREV 60M AVG	% CHG VS AVG
MURDER & VOLUNTARY MANSLAUGHTER	0	1	0.8	-100%	0.4	-100%
NEGLIGENT MANSLAUGHTER	0	0	0.1	-100%	0.1	-100%
SEXUAL ASSAULT <sup>1</sup>	6	8	5.9	1%	8.2	-26%
OTHER SEX OFFENSES <sup>2</sup>	2	0	2.4	-17%	3.2	-38%
ROBBERY <sup>3</sup>	2	2	4.5	-56%	4.7	-57%
AGGRAVATED ASSAULT	7	17	15.3	-54%	15.6	-55%
SIMPLE ASSAULT	106	91	88.0	20%	86.8	22%
INTIMIDATION	18	24	18.9	-5%	15.4	17%
KIDNAPPING	1	2	2.5	-60%	1.4	-31%
<b>TOTAL OFFENSES AGAINST PERSONS</b>	<b>142</b>	<b>145</b>	<b>138.4</b>	<b>3%</b>	<b>135.6</b>	<b>5%</b>

**Crimes Against Property**

OFFENSES	APR 2024	PREV MONTH	PREV 12M AVG	% CHG VS AVG	PREV 60M AVG	% CHG VS AVG
BURGLARY	17	24	17.6	-3%	20.9	-19%
MOTOR VEHICLE THEFT	25	24	34.1	-27%	27.4	-9%
SHOPLIFTING	30	25	41.3	-27%	37.1	-19%
THEFT FROM MOTOR VEHICLE	35	20	35.7	-2%	39.3	-11%
OTHER LARCENY OFFENSES <sup>4</sup>	88	69	78.2	13%	83.9	5%
FRAUD OFFENSES <sup>5</sup>	41	58	64.5	-36%	84.2	-51%
OTHER PROPERTY OFFENSES <sup>6</sup>	55	43	51.1	8%	61.0	-10%
<b>TOTAL PROPERTY OFFENSES</b>	<b>291</b>	<b>263</b>	<b>322.3</b>	<b>-10%</b>	<b>354</b>	<b>-18%</b>



1 | Sexual assault includes rape, sodomy and sexual assault with an object.  
 2 | Other sex offenses include sexual contact offenses, incest and human trafficking for commercial sex acts.  
 3 | Robbery is defined throughout this report as a crime against the person, as opposed to the NIBRS definition of a crime against property.  
 4 | Other larceny offenses includes pocket picking, purse snatching, theft from building, theft from coin operated machine, theft of motor vehicle parts, and all other theft.  
 5 | Fraud offenses includes false pretenses/swindle, credit card fraud, impersonation, wire fraud, identity theft, and computer hacking.  
 6 | Other property offenses includes arson, bribery, counterfeiting/forgery, destruction/damage/vandalism, embezzlement, extortion/blackmail, and stolen property.



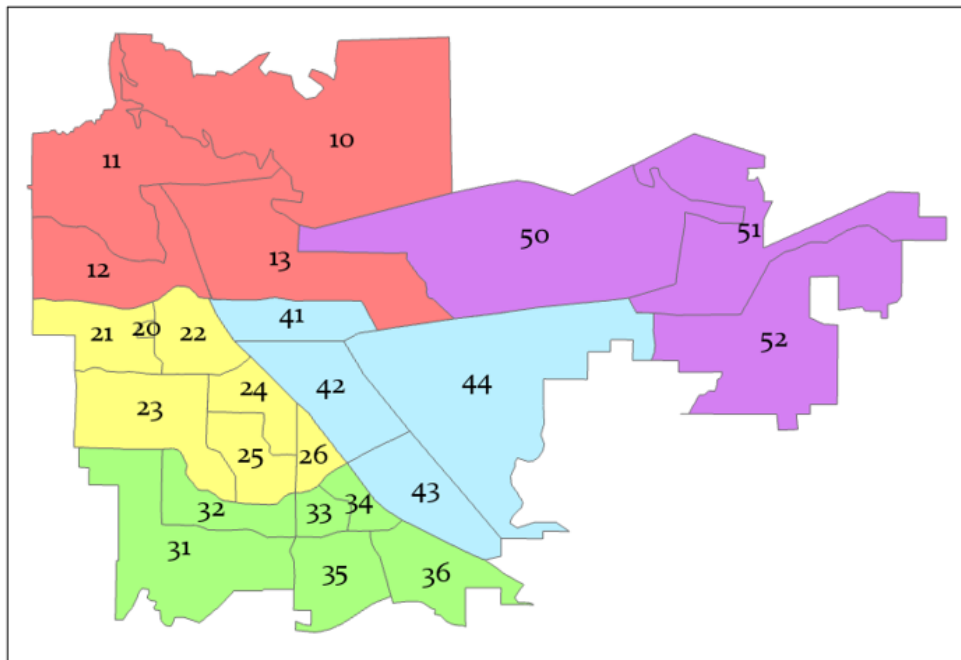
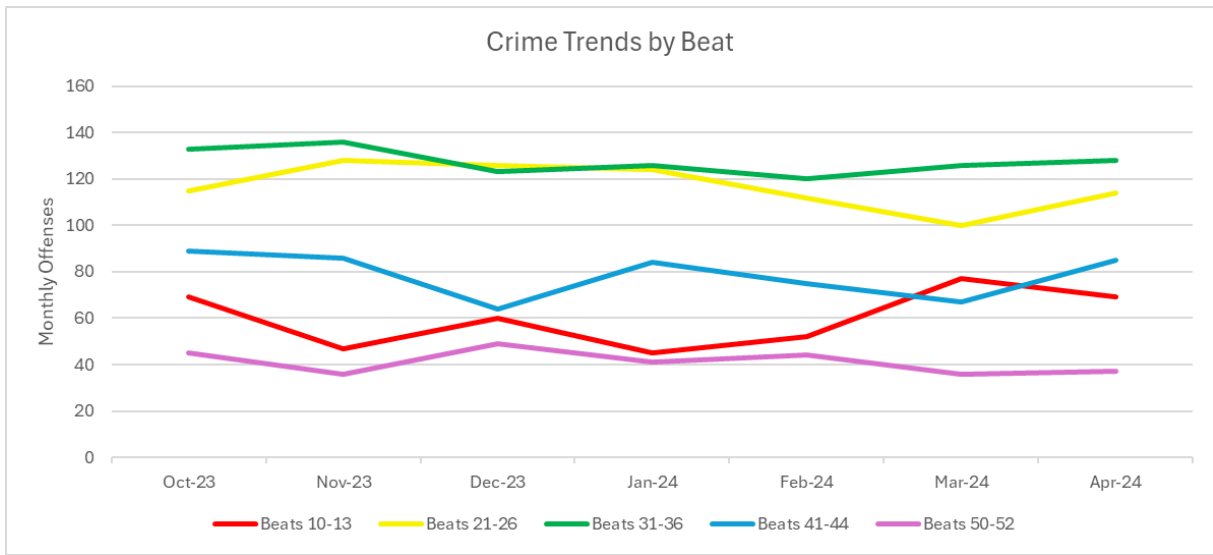
# LEWISVILLE POLICE DEPARTMENT

## BEAT TRENDS

APRIL 2024



Beat Area	Offenses Against Person			Offenses Against Property			Person & Property Total		
	APR 2024	PREV 6M AVG	% CHG VS AVG	APR 2024	PREV 6M AVG	% CHG VS AVG	APR 2024	PREV 6M AVG	% CHG VS AVG
Beats 10-13	26	21.7	19.8%	43	36.7	17.2%	69	58.3	18.4%
Beats 21-26	42	46.2	-9.1%	72	71.3	1.0%	114	117.5	-3.0%
Beats 31-36	39	32.5	20.0%	89	94.8	-6.1%	128	127.3	0.5%
Beats 41-44	30	22.8	31.6%	55	54.7	0.5%	85	77.5	9.7%
Beats 50-52	5	9.7	-48.5%	32	32.2	-0.6%	37	41.8	-11.5%
<b>Total</b>	<b>142</b>	<b>132.8</b>	<b>6.9%</b>	<b>291</b>	<b>289.7</b>	<b>0.4%</b>	<b>433</b>	<b>422.5</b>	<b>2.5%</b>





**LEWISVILLE POLICE DEPARTMENT**  
SOCIETY AND GROUP B OFFENSE TRENDS



APRIL 2024

**Crimes Against Society & Group B Offenses<sup>1</sup>**

OFFENSES	APR 2024	PREV MONTH	PREV 12M AVG	% CHG VS AVG	PREV 60M AVG	% CHG VS AVG
DRUG/NARCOTICS VIOLATIONS	71	55	55.0	29%	64.1	11%
WEAPONS OFFENSES	8	11	16.2	-51.0%	13.7	-41%
OTHER GROUP A SOCIETY OFFENSES <sup>2</sup>	26	45	26.3	-1.0%	27.5	-6%
DRIVING UNDER THE INFLUENCE	59	61	74.2	-20%	65.8	-10%
OTHER GROUP B OFFENSES <sup>3</sup>	126	116	122.6	3%	118.2	7%

**Totals**

OFFENSES	APR 2024	PREV MONTH	PREV 12M AVG	% CHG VS AVG	PREV 60M AVG	% CHG VS AVG
GROUP A TOTAL	538	519	558.2	-4%	594.5	-10%
GROUP B TOTAL	185	177	196.8	-6%	184	1%
GRAND TOTAL	723	696	754.9	-4%	778.5	-7%



1 | Note, society offenses such as drug and weapons offenses are usually first identified by police officers. Higher figures in these categories may indicate increased police action rather than higher levels of crime.

2 | Other Group A society offenses includes animal cruelty, gambling, pornography offenses, prostitution offenses, and drug equipment offenses.

3 | Other Group B offenses includes curfew/loitering/vagrancy, disorderly conduct, public intoxication, non-violent family offenses, liquor law violations, criminal trespass, and any other miscellaneous offenses which do not fit into another category.



# LEWISVILLE POLICE DEPARTMENT

## WORKLOAD FACTORS

APRIL 2024



### Emergency Response

	APR 2024	PREV MONTH	PREV 12M AVG	% CHG VS AVG	PREV 60M AVG	% CHG VS AVG
<b>CALLS FOR SERVICE</b>	7,188	6,891	6,787.5	6%	6,248.4	15%
<b>RESPONSE TIMES<sup>1</sup></b>						
<i>PRIORITY 1 (Emergency or crime in progress)</i>	6:57	7:25	6:56	0%	6:28	7%
<i>PRIORITY 2 (Non-violent crime just occurred)</i>	5:51	6:18	8:12	-29%	7:22	-21%
<i>PRIORITY 3 (Delayed report or non-crime)</i>	43:24	41:55	47:31	-9%	37:27	16%

### Crime Prevention

	APR 2024	PREV MONTH	PREV 12M AVG	% CHG VS AVG	PREV 60M AVG	% CHG VS AVG
<b>ARRESTS MADE</b>	437	426	404.8	8%	387.9	13%
<b>CITATIONS ISSUED</b>	1,440	944	1,106.1	30%	1,226.7	17%

### Road Safety

	APR 2024	PREV MONTH	PREV 12M AVG	% CHG VS AVG	PREV 60M AVG	% CHG VS AVG
<b>TOTAL TRAFFIC COLLISIONS</b>	253	225	249.8	1%	237.8	6.0%
<i>FATAL INJURY CRASHES</i>	0	1	0.5	-100%	0.8	-100.0%
<i>PERSONS KILLED</i>	0	1	0.5	-100%	0.8	-100.0%
<i>PERSONS INJURED</i>	85	69	77.9	9%	81.8	4.0%



1 | Response times are the average time between a call being received by dispatchers and the first patrol officers being on scene. Times are in minutes and seconds.

Data Notes: All offenses listed in this report are defined using the FBI's National Incident-Based Reporting System (NIBRS). For more information, visit [www.fbi.gov/nibrs](http://www.fbi.gov/nibrs).

Offense counts refer to all reported offenses, including those later determined to be unfounded.