



March 2024 Statistical Report




Brook Rollins, Chief of Police

Ashley Pavey, Crime Analyst

Report Prepared April 8, 2024



Lewisville Police Department
1955 Lakeway Drive
Suite 230
Lewisville, TX 75057
ORI: TX0610600



 @LewisvillePD

 www.facebook.com/LewisvillePD

 @lewisvillepd



LEWISVILLE POLICE DEPARTMENT
 CRIMES AGAINST PERSON AND PROPERTY TRENDS



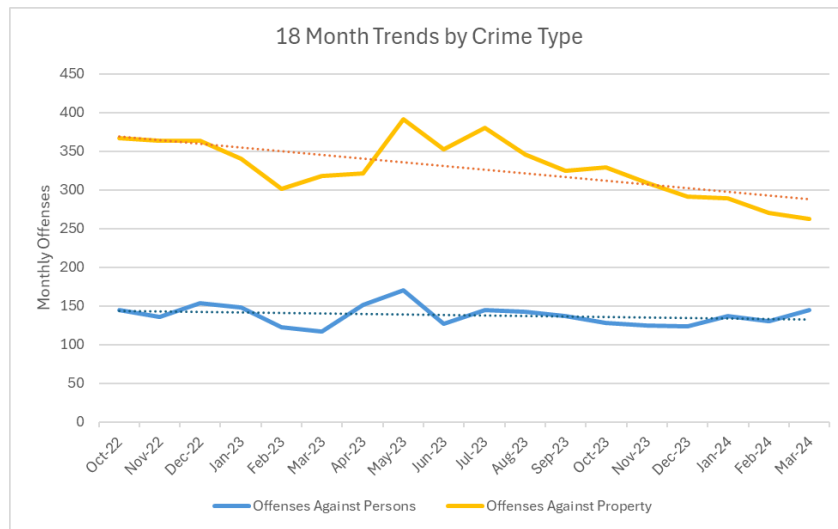
MARCH 2024

Crimes Against Persons

OFFENSES	MAR 2024	PREV MONTH	PREV 12M AVG	% CHG VS AVG	PREV 60M AVG	% CHG VS AVG
MURDER & VOLUNTARY MANSLAUGHTER	1	0	0.7	50%	0.4	186%
NEGLIGENT MANSLAUGHTER	0	0	0.1	-100%	0.1	-100%
SEXUAL ASSAULT ¹	8	3	6.0	33%	8.1	-2%
OTHER SEX OFFENSES ²	0	1	2.7	-100%	3.3	-100%
ROBBERY ³	2	1	4.5	-56%	4.7	-58%
AGGRAVATED ASSAULT	17	17	14.9	14%	15.4	10%
SIMPLE ASSAULT	91	87	86.3	6%	86.3	5%
INTIMIDATION	24	17	18.4	30%	15.2	58%
KIDNAPPING	2	4	2.6	-23%	1.4	40%
TOTAL OFFENSES AGAINST PERSONS	145	130	136.1	7%	135.0	7%

Crimes Against Property

OFFENSES	MAR 2024	PREV MONTH	PREV 12M AVG	% CHG VS AVG	PREV 60M AVG	% CHG VS AVG
BURGLARY	24	15	17.6	36%	20.9	15%
MOTOR VEHICLE THEFT	24	24	34.9	-31%	27.5	-13%
SHOPLIFTING	25	38	42.3	-41%	37.4	-33%
THEFT FROM MOTOR VEHICLE	20	22	36.9	-46%	39.8	-50%
OTHER LARCENY OFFENSES ⁴	69	67	79.2	-13%	83.7	-18%
FRAUD OFFENSES ⁵	58	67	65.3	-11%	84.8	-32%
OTHER PROPERTY OFFENSES ⁶	43	37	50.8	-15%	61.4	-30%
TOTAL PROPERTY OFFENSES	263	270	326.9	-20%	355	-26%



1 | Sexual assault includes rape, sodomy and sexual assault with an object.
 2 | Other sex offenses include sexual contact offenses, incest and human trafficking for commercial sex acts.
 3 | Robbery is defined throughout this report as a crime against the person, as opposed to the NIBRS definition of a crime against property.
 4 | Other larceny offenses includes pocket picking, purse snatching, theft from building, theft from coin operated machine, theft of motor vehicle parts, and all other theft.
 5 | Fraud offenses includes false pretenses/swindle, credit card fraud, impersonation, wire fraud, identity theft, and computer hacking.
 6 | Other property offenses includes arson, bribery, counterfeiting/forgery, destruction/damage/vandalism, embezzlement, extortion/blackmail, and stolen property.



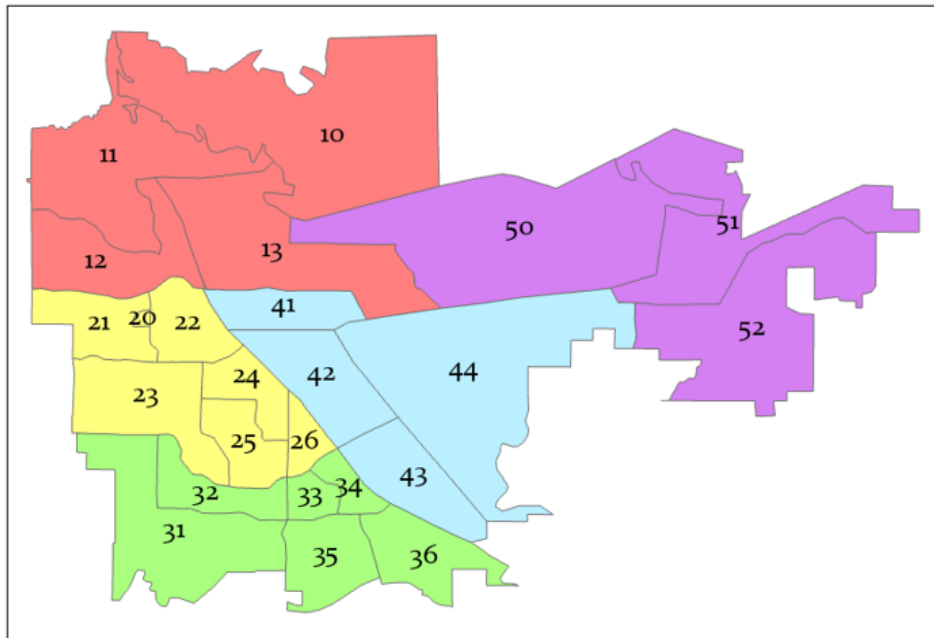
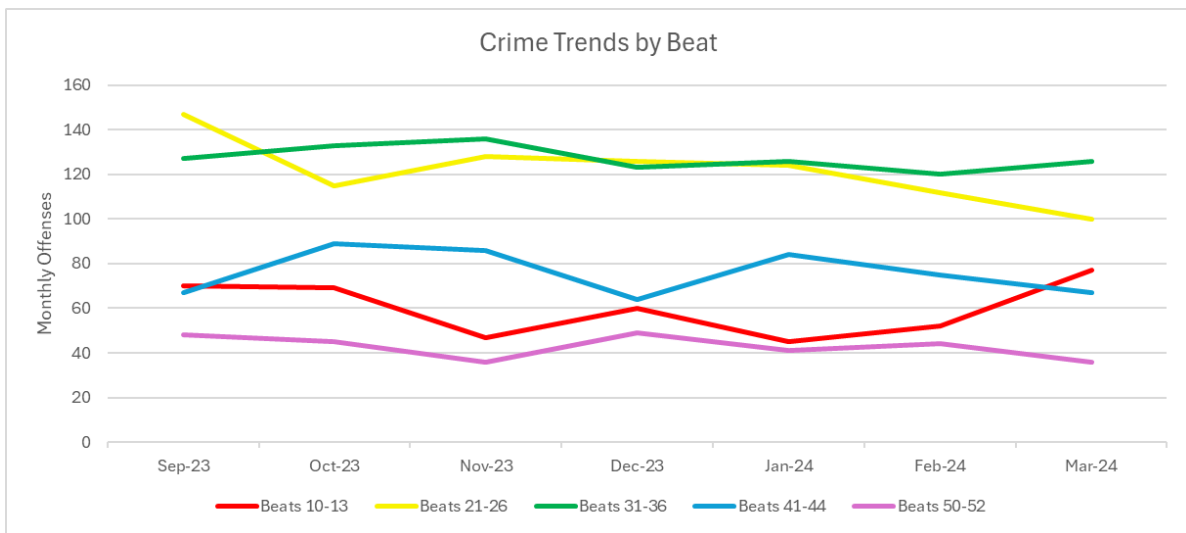
LEWISVILLE POLICE DEPARTMENT

BEAT TRENDS

MARCH 2024



Beat Area	Offenses Against Person			Offenses Against Property			Person & Property Total		
	MAR 2024	PREV 6M AVG	% CHG VS AVG	MAR 2024	PREV 6M AVG	% CHG VS AVG	MAR 2024	PREV 6M AVG	% CHG VS AVG
Beats 10-13	27	20.8	29.8%	50	36.3	37.7%	77	57.2	34.6%
Beats 21-26	47	47.5	-1.1%	53	77.8	-31.9%	100	125.3	-20.2%
Beats 31-36	38	30.5	24.6%	88	97	-9.3%	126	127.5	-1.2%
Beats 41-44	22	22.5	-2.2%	45	55	-18.2%	67	77.5	-13.5%
Beats 50-52	12	10	20.0%	24	33.8	-29.0%	36	43.8	-17.8%
Total	146	131.3	11.2%	260	300	-13.3%	406	431.3	-5.9%





LEWISVILLE POLICE DEPARTMENT

SOCIETY AND GROUP B OFFENSE TRENDS

MARCH 2024



Crimes Against Society & Group B Offenses¹

OFFENSES	MAR 2024	PREV MONTH	PREV 12M AVG	% CHG VS AVG	PREV 60M AVG	% CHG VS AVG
DRUG/NARCOTICS VIOLATIONS	55	65	56.3	-2%	65.0	-15%
WEAPONS OFFENSES	11	21	15.8	-30.0%	13.7	-20%
OTHER GROUP A SOCIETY OFFENSES ²	45	36	23.8	89.0%	27.2	66%
DRIVING UNDER THE INFLUENCE	61	63	76.4	-20%	65.7	-7%
OTHER GROUP B OFFENSES ³	116	126	122.1	-5%	118.1	-2%

Totals

OFFENSES	MAR 2024	PREV MONTH	PREV 12M AVG	% CHG VS AVG	PREV 60M AVG	% CHG VS AVG
GROUP A TOTAL	519	522	558.8	-7%	596.1	-13%
GROUP B TOTAL	177	189	198.5	-11%	183.8	-4%
GRAND TOTAL	696	711	757.3	-8%	779.9	-11%



1 | Note, society offenses such as drug and weapons offenses are usually first identified by police officers. Higher figures in these categories may indicate increased police action rather than higher levels of crime.

2 | Other Group A society offenses includes animal cruelty, gambling, pornography offenses, prostitution offenses, and drug equipment offenses.

3 | Other Group B offenses includes curfew/loitering/vagrancy, disorderly conduct, public intoxication, non-violent family offenses, liquor law violations, criminal trespass, and any other miscellaneous offenses which do not fit into another category.



LEWISVILLE POLICE DEPARTMENT

WORKLOAD FACTORS

MARCH 2024



Emergency Response

	MAR 2024	PREV MONTH	PREV 12M AVG	% CHG VS AVG	PREV 60M AVG	% CHG VS AVG
CALLS FOR SERVICE	6,891	7,023	6,780.8	2%	6,219.9	11%
RESPONSE TIMES¹						
<i>PRIORITY 1 (Emergency or crime in progress)</i>	7:25	395	6:53	8%	6:26	15%
<i>PRIORITY 2 (Non-violent crime just occurred)</i>	6:18	292	8:31	-26%	7:20	-14%
<i>PRIORITY 3 (Delayed report or non-crime)</i>	41:55	2322	47:59	-13%	37:09	13%

Crime Prevention

	MAR 2024	PREV MONTH	PREV 12M AVG	% CHG VS AVG	PREV 60M AVG	% CHG VS AVG
ARRESTS MADE	426	431	401.7	6%	387.4	10%
CITATIONS ISSUED	944	1,387	1,097.8	-14%	1,239.0	-24%

Road Safety

	MAR 2024	PREV MONTH	PREV 12M AVG	% CHG VS AVG	PREV 60M AVG	% CHG VS AVG
TOTAL TRAFFIC COLLISIONS	225	221	253.8	-11%	238.4	-6.0%
<i>FATAL INJURY CRASHES</i>	1	0	0.6	71%	0.8	28.0%
<i>PERSONS KILLED</i>	1	0	0.6	71%	0.8	25.0%
<i>PERSONS INJURED</i>	69	63	80.3	-14%	82.1	-16.0%



¹ | Response times are the average time between a call being received by dispatchers and the first patrol officers being on scene. Times are in minutes and seconds.
 Data Notes: All offenses listed in this report are defined using the FBI's National Incident-Based Reporting System (NIBRS). For more information, visit www.fbi.gov/nibrs.
 Offense counts refer to all reported offenses, including those later determined to be unfounded.