



February 2024 Statistical Report




Brook Rollins, Chief of Police

Ashley Pavey, Crime Analyst

Report Prepared March 12, 2024



Lewisville Police Department
1955 Lakeway Drive
Suite 230
Lewisville, TX 75057
ORI: TX0610600



 @LewisvillePD

 www.facebook.com/LewisvillePD

 @lewisvillepd



LEWISVILLE POLICE DEPARTMENT
 CRIMES AGAINST PERSON AND PROPERTY TRENDS



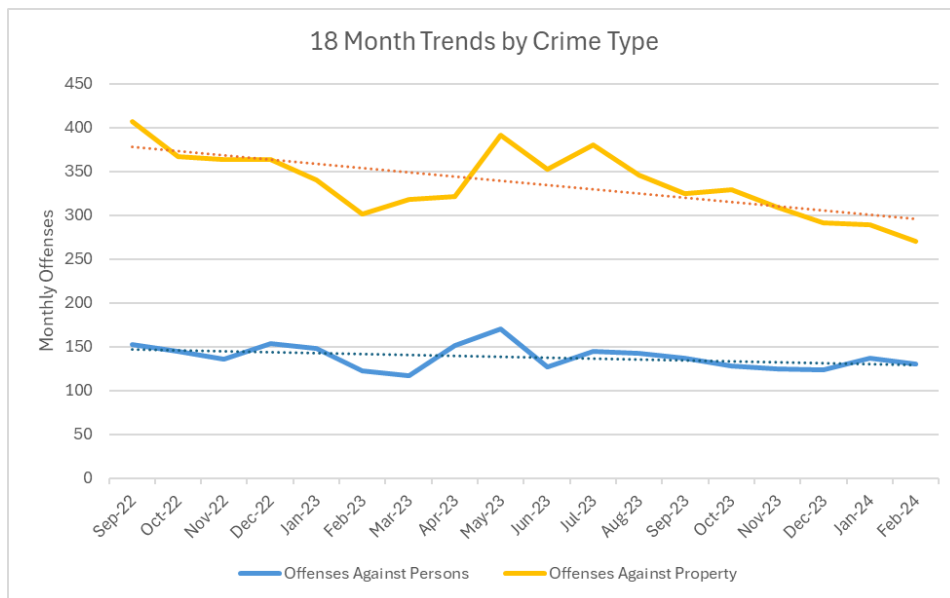
FEBRUARY 2024

Crimes Against Persons

OFFENSES	FEB 2024	PREV 12M AVG	% CHG VS AVG	PREV 60M AVG	% CHG VS AVG
MURDER & VOLUNTARY MANSLAUGHTER	0	0.8	-100%	0.4	-100%
SEXUAL ASSAULT ¹	3	7.0	-57%	8.1	-63%
ROBBERY ²	1	4.3	-77%	4.8	-79%
AGGRAVATED ASSAULT	17	16.6	2%	15.3	11%
OTHER OFFENSES AGAINST PERSONS ³	109	115.0	-5%	105.6	3%
TOTAL OFFENSES AGAINST PERSONS	130	143.7	-10%	134.2	-3%

Crimes Against Property

OFFENSES	FEB 2024	PREV 12M AVG	% CHG VS AVG	PREV 60M AVG	% CHG VS AVG
BURGLARY	15	18.3	-18%	20.9	-28%
MOTOR VEHICLE THEFT	24	31.8	-24%	27.6	-13%
SHOPLIFTING	38	35.1	8%	37.2	2%
THEFT FROM MOTOR VEHICLE	22	39.1	-44%	40.1	-45%
OTHER LARCENY OFFENSES ⁴	67	96.8	-31%	83.5	-20%
FRAUD OFFENSES ⁵	67	71.4	-6%	85.0	-21%
OTHER PROPERTY OFFENSES ⁶	37	57.3	-35%	61.7	-40%
TOTAL PROPERTY OFFENSES	270	349.6	-23%	356	-24%



1 | Sexual assault includes rape, sodomy and sexual assault with an object.
 2 | Robbery is defined throughout this report as a crime against the person, as opposed to the NIBRS definition of a crime against property.
 3 | Other offenses against persons includes criminally negligent manslaughter, kidnapping, simple assault, intimidation, human trafficking, and all other sexual offenses.
 4 | Other larceny offenses includes pocket picking, purse snatching, theft from building, theft from coin operated machine, theft of motor vehicle parts, and all other theft.
 5 | Fraud offenses includes false pretenses/swindle, credit card fraud, impersonation, wire fraud, identity theft, and computer hacking.
 6 | Other property offenses includes arson, bribery, counterfeiting/forgery, destruction/damage/vandalism, embezzlement, extortion/blackmail, and stolen property.



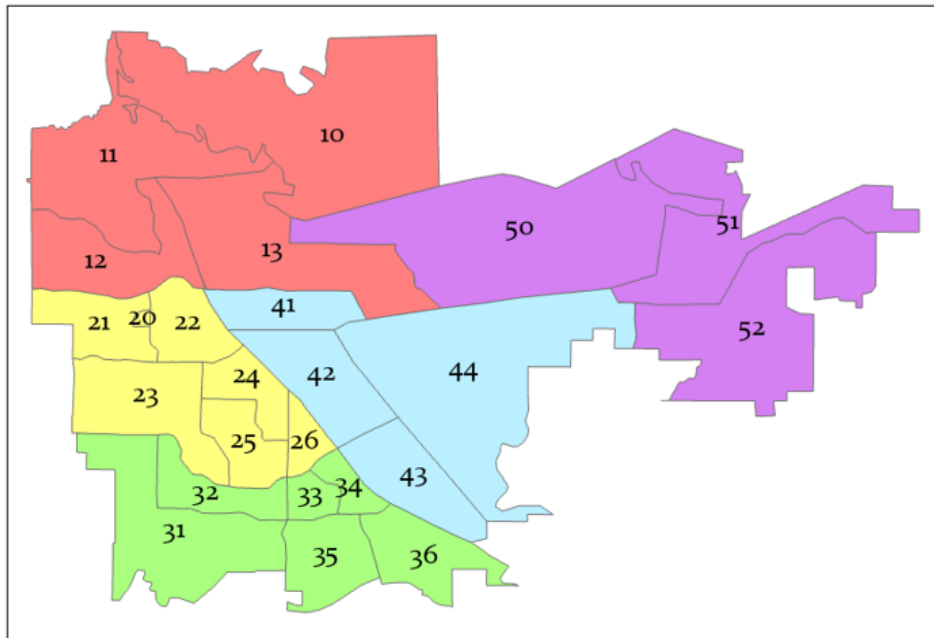
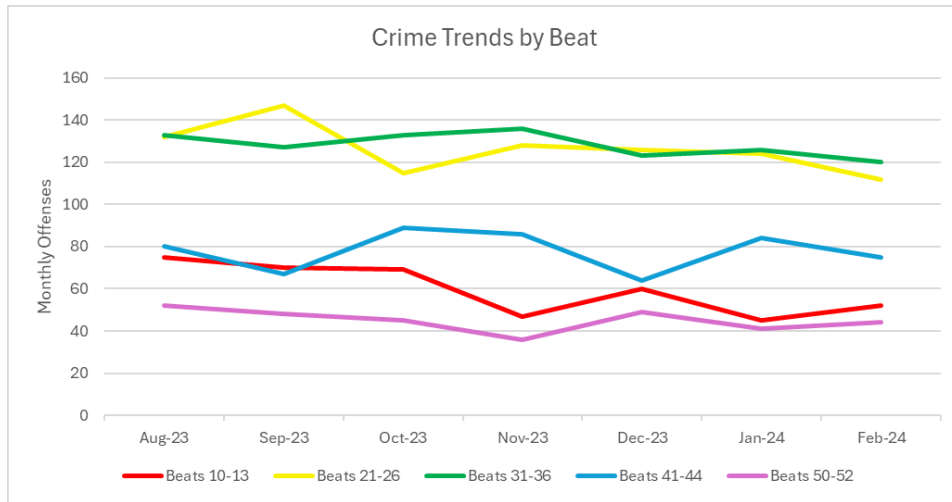
LEWISVILLE POLICE DEPARTMENT

BEAT TRENDS

FEBRUARY 2024



Beat Area	Offenses Against Person			Offenses Against Property			Person & Property Total		
	FEB 2024	PREV 6M AVG	% CHG VS AVG	FEB 2024	PREV 6M AVG	% CHG VS AVG	FEB 2024	PREV 6M AVG	% CHG VS AVG
Beats 10-13	22	21.8	0.9%	30	39.2	-23.5%	52	61	-14.8%
Beats 21-26	55	46.5	18.3%	57	82.2	-30.7%	112	128.7	-13.0%
Beats 31-36	22	32.7	-32.7%	98	97	1.0%	120	129.7	-7.5%
Beats 41-44	22	22.5	-2.2%	53	55.8	-5.0%	75	78.3	-4.2%
Beats 50-52	9	10.2	-11.8%	35	35	0.0%	44	45.2	-2.7%
Total	130	133.7	-2.8%	273	309.2	-11.7%	403	442.8	-9.0%





LEWISVILLE POLICE DEPARTMENT
SOCIETY AND GROUP B OFFENSE TRENDS



FEBRUARY 2024

Crimes Against Society & Group B Offenses¹

OFFENSES	FEB 2024	PREV 12M AVG	% CHG VS AVG	PREV 60M AVG	% CHG VS AVG
DRUG/NARCOTICS VIOLATIONS	65	58.1	12%	65.3	0%
WEAPONS OFFENSES	21	14.3	47.0%	13.6	55%
OTHER GROUP A SOCIETY OFFENSES ²	36	24.3	48.0%	26.9	34%
DRIVING UNDER THE INFLUENCE	63	70.1	-10%	65.7	-4%
OTHER GROUP B OFFENSES ³	126	117.7	7%	117.9	7%

Totals

OFFENSES	FEB 2024	PREV 12M AVG	% CHG VS AVG	PREV 60M AVG	% CHG VS AVG
GROUP A TOTAL	522	590.0	-12%	595.9	-12%
GROUP B TOTAL	189	187.8	1%	183.6	3%
GRAND TOTAL	711	777.7	-9%	779.5	-9%



1 | Note, society offenses such as drug and weapons offenses are usually first identified by police officers. Higher figures in these categories may indicate increased police action rather than higher levels of crime.

2 | Other Group A society offenses includes animal cruelty, gambling, pornography offenses, prostitution offenses, and drug equipment offenses.

3 | Other Group B offenses includes curfew/loitering/vagrancy, disorderly conduct, public intoxication, non-violent family offenses, liquor law violations, criminal trespass, and any other miscellaneous offenses which do not fit into another category.



LEWISVILLE POLICE DEPARTMENT

WORKLOAD FACTORS

FEBRUARY 2024



Emergency Response

	FEB 2024	PREV 12M AVG	% CHG VS AVG	PREV 60M AVG	% CHG VS AVG
CALLS FOR SERVICE	7,023	6,722.7	4%	6,178.9	14%
RESPONSE TIMES¹					
<i>PRIORITY 1 (Emergency or crime in progress)</i>	6:35	6:54	-5%	6:25	3%
<i>PRIORITY 2 (Non-violent crime just occurred)</i>	4:52	8:49	-45%	7:20	-34%
<i>PRIORITY 3 (Delayed report or non-crime)</i>	38:42	48:02	-19%	36:56	5%

Crime Prevention

	FEB 2024	PREV 12M AVG	% CHG VS AVG	PREV 60M AVG	% CHG VS AVG
ARRESTS MADE	431	395.7	9%	387.5	11%
CITATIONS ISSUED	1,387	1,045.2	33%	1,246.0	11%

Road Safety

	FEB 2024	PREV 12M AVG	% CHG VS AVG	PREV 60M AVG	% CHG VS AVG
TOTAL TRAFFIC COLLISIONS	221	254.7	-13%	239.0	-8.0%
<i>FATAL INJURY CRASHES</i>	0	0.7	-100%	0.8	-100.0%
<i>PERSONS KILLED</i>	0	0.7	-100%	0.8	-100.0%
<i>PERSONS INJURED</i>	63	79.0	-20%	82.5	-24.0%



¹ | Response times are the average time between a call being received by dispatchers and the first patrol officers being on scene. Times are in minutes and seconds.

Data Notes: All offenses listed in this report are defined using the FBI's National Incident-Based Reporting System (NIBRS). For more information, visit www.fbi.gov/nibrs.

Offense counts refer to all reported offenses, including those later determined to be unfounded.