




January 2024 Statistical Report

Brook Rollins, Chief of Police
Ashley Pavey, Crime Analyst
Report Prepared March 12, 2024



Lewisville Police Department
1955 Lakeway Drive
Suite 230
Lewisville, TX 75057
ORI: TX0610600



 @LewisvillePD

 www.facebook.com/LewisvillePD

 @lewisvillepd



LEWISVILLE POLICE DEPARTMENT
CRIMES AGAINST PERSON AND PROPERTY TRENDS



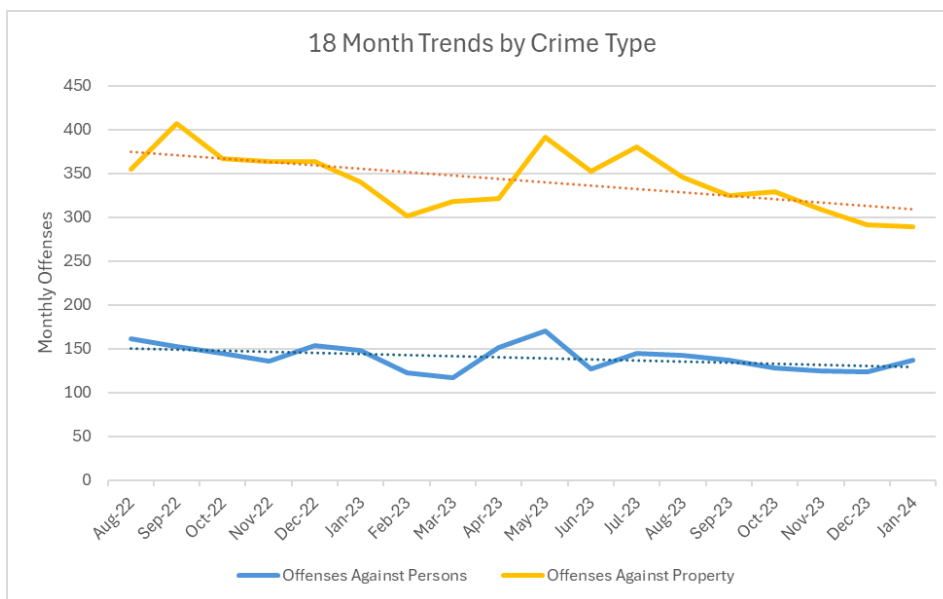
JANUARY 2024

Crimes Against Persons

OFFENSES	JAN 2024	PREV 12M AVG	% CHG VS AVG	PREV 60M AVG	% CHG VS AVG
MURDER & VOLUNTARY MANSLAUGHTER	1	0.7	50%	0.4	186%
SEXUAL ASSAULT ¹	11	6.4	71%	8.1	36%
ROBBERY ²	4	4.8	-16%	5.1	-22%
AGGRAVATED ASSAULT	8	16.0	-50%	15.4	-48%
OTHER OFFENSES AGAINST PERSONS ³	113	108.5	4%	105.3	7%
TOTAL OFFENSES AGAINST PERSONS	137	136.3	0%	134.3	2%

Crimes Against Property

OFFENSES	JAN 2024	PREV 12M AVG	% CHG VS AVG	PREV 60M AVG	% CHG VS AVG
BURGLARY	14	17.8	-21%	21.2	-34%
MOTOR VEHICLE THEFT	33	34.3	-4%	27.5	20%
SHOPLIFTING	48	41.9	15%	37.4	28%
THEFT FROM MOTOR VEHICLE	20	38.3	-48%	41.5	-52%
OTHER LARCENY OFFENSES ⁴	60	86.3	-31%	84.3	-29%
FRAUD OFFENSES ⁵	55	65.1	-15%	85.3	-36%
OTHER OFFENSES AGAINST PROPERTY ⁶	59	50.0	18%	63.5	-7%
TOTAL OFFENSES AGAINST PROPERTY	289	333.8	-13%	361	-20%



1 | Sexual assault includes rape, sodomy and sexual assault with an object.

2 | Robbery is defined throughout this report as a crime against the person, as opposed to the NIBRS definition of a crime against property.

3 | Other offenses against persons includes criminally negligent manslaughter, kidnapping, simple assault, intimidation, human trafficking, and all other sexual offenses.

4 | Other larceny offenses includes pocket picking, purse snatching, theft from building, theft from coin operated machine, theft of motor vehicle parts, and all other theft.

5 | Fraud offenses includes false pretenses/swindle, credit card fraud, impersonation, wire fraud, identity theft, and computer hacking.

6 | Other property offenses includes arson, bribery, counterfeiting/forgery, destruction/damage/vandalism, embezzlement, extortion/blackmail, and stolen property.



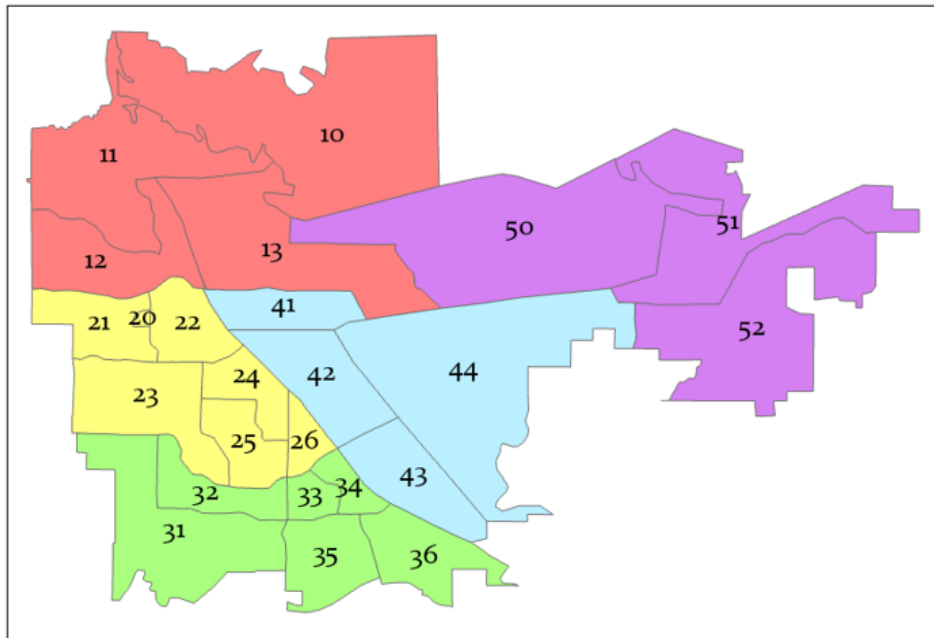
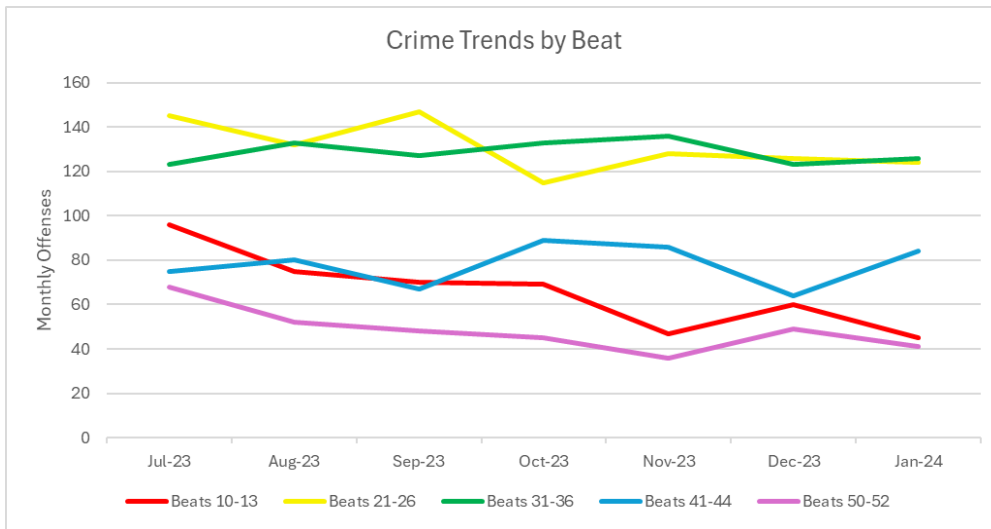
LEWISVILLE POLICE DEPARTMENT

BEAT TRENDS

JANUARY 2024



Beat Area	Offenses Against Person			Offenses Against Property			Person & Property Total		
	JAN 2024	PREV 6M AVG	% CHG VS AVG	JAN 2024	PREV 6M AVG	% CHG VS AVG	JAN 2024	PREV 6M AVG	% CHG VS AVG
Beats 10-13	16	23.8	-32.8%	29	45.7	-36.5%	45	69.5	-35.3%
Beats 21-26	48	45.8	4.8%	76	86.3	-11.9%	124	132.2	-6.2%
Beats 31-36	39	31.3	24.6%	87	97.8	-11.0%	126	129.2	-2.5%
Beats 41-44	20	22.2	-9.9%	64	54.7	17.0%	84	76.8	9.4%
Beats 50-52	9	11.7	-23.1%	32	38	-15.8%	41	49.7	-17.5%
Total	132	134.8	-2.1%	288	322.5	-10.7%	420	457.3	-8.2%





LEWISVILLE POLICE DEPARTMENT
SOCIETY AND GROUP B OFFENSE TRENDS



JANUARY 2024

Crimes Against Society & Group B Offenses¹

OFFENSES	JAN 2024	PREV 12M AVG	% CHG VS AVG	PREV 60M AVG	% CHG VS AVG
DRUG/NARCOTICS VIOLATIONS	68	56.9	19%	65.9	3%
WEAPONS OFFENSES	21	14.2	48.0%	13.5	56%
OTHER GROUP A SOCIETY OFFENSES ²	39	21.2	84.0%	26.7	46%
DRIVING UNDER THE INFLUENCE	61	78.0	-22%	65.5	-7%
OTHER GROUP B OFFENSES ³	135	115.9	16%	117.7	15%

Totals

OFFENSES	JAN 2024	PREV 12M AVG	% CHG VS AVG	PREV 60M AVG	% CHG VS AVG
GROUP A TOTAL	554	562.3	-1%	600.9	-8%
GROUP B TOTAL	196	193.9	1%	183.2	7%
GRAND TOTAL	750	756.3	-1%	784.2	-4%



1 | Note, society offenses such as drug and weapons offenses are usually first identified by police officers. Higher figures in these categories may indicate increased police action rather than higher levels of crime.

2 | Other Group A society offenses includes animal cruelty, gambling, pornography offenses, prostitution offenses, and drug equipment offenses.

3 | Other Group B offenses includes curfew/loitering/vagrancy, disorderly conduct, public intoxication, non-violent family offenses, liquor law violations, criminal trespass, and any other miscellaneous offenses which do not fit into another category.



LEWISVILLE POLICE DEPARTMENT

WORKLOAD FACTORS

JANUARY 2024



Emergency Response

	JAN 2024	PREV 12M AVG	% CHG VS AVG	PREV 60M AVG	% CHG VS AVG
CALLS FOR SERVICE	6,814	6,726.0	1%	6,147.8	11%
RESPONSE TIMES¹					
<i>PRIORITY 1 (Emergency or crime in progress)</i>	6:27	6:55	-7%	6:24	1%
<i>PRIORITY 2 (Non-violent crime just occurred)</i>	7:20	8:57	-18%	7:17	0%
<i>PRIORITY 3 (Delayed report or non-crime)</i>	41:15	48:33	-15%	36:40	13%

Crime Prevention

	JAN 2024	PREV 12M AVG	% CHG VS AVG	PREV 60M AVG	% CHG VS AVG
ARRESTS MADE	433	388.8	11%	388.2	12%
CITATIONS ISSUED	1,331	1,001.3	33%	1,255.2	6%

Road Safety

	JAN 2024	PREV 12M AVG	% CHG VS AVG	PREV 60M AVG	% CHG VS AVG
TOTAL TRAFFIC COLLISIONS	233	259.3	-10%	239.6	-3.0%
<i>FATAL INJURY CRASHES</i>	0	0.8	-100%	0.8	-100.0%
<i>PERSONS KILLED</i>	0	0.8	-100%	0.8	-100.0%
<i>PERSONS INJURED</i>	90	76.3	18%	82.4	9.0%



¹ | Response times are the average time between a call being received by dispatchers and the first patrol officers being on scene. Times are in minutes and seconds.

Data Notes: All offenses listed in this report are defined using the FBI's National Incident-Based Reporting System (NIBRS). For more information, visit www.fbi.gov/nibrs.

Offense counts refer to all reported offenses, including those later determined to be unfounded.