

Session Name

New Session 8-31-2017 8-14 PM (2)

Date Created

8/31/2017 5:02:40 PM

Active Participants

21

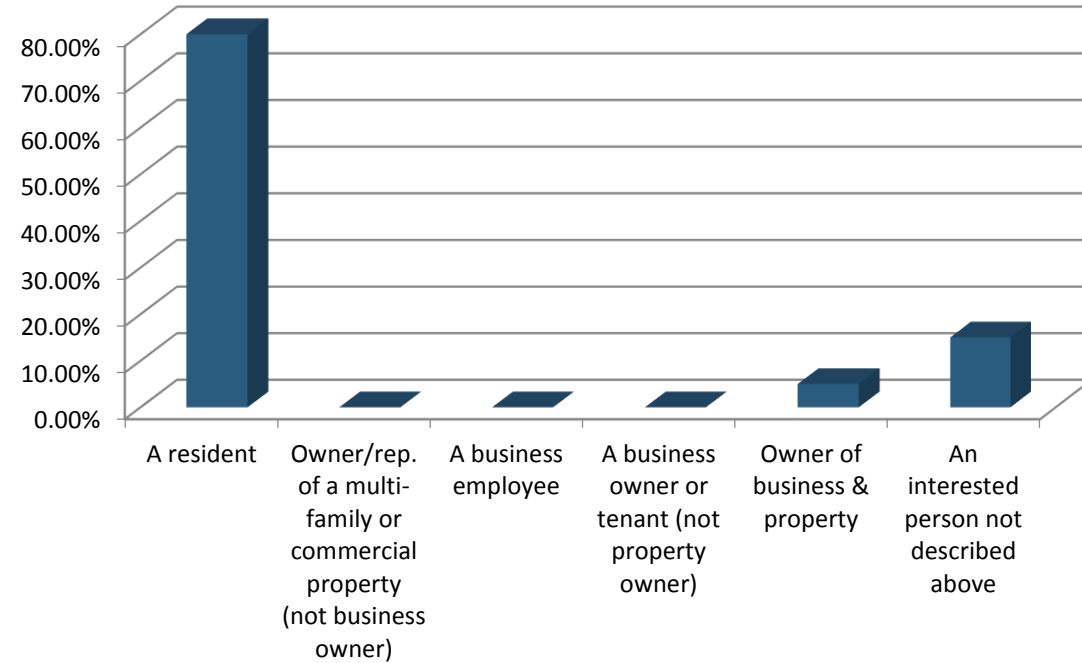
Total Participants

21

Results by Question

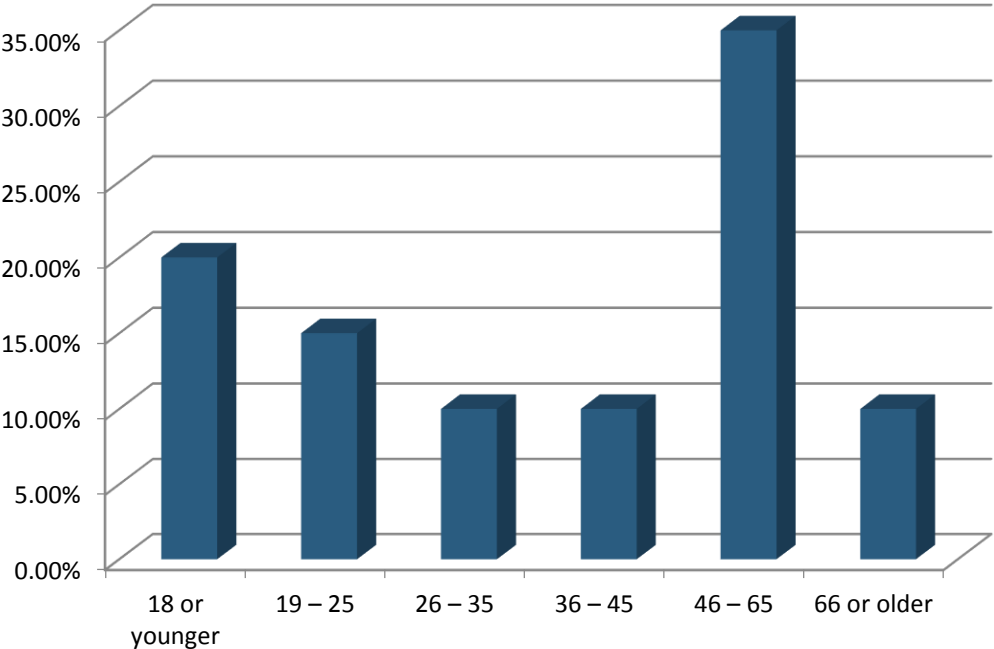
**3. I am most involved in Southwest Lewisville as:
(Multiple Choice)**

	Responses	
	Percent	Count
A resident	80.00%	16
Owner/rep. of a multi-family or commercial property (not business owner)	0.00%	0
A business employee	0.00%	0
A business owner or tenant (not property owner)	0.00%	0
Owner of business & property	5.00%	1
An interested person not described above	15.00%	3
Totals	100%	20



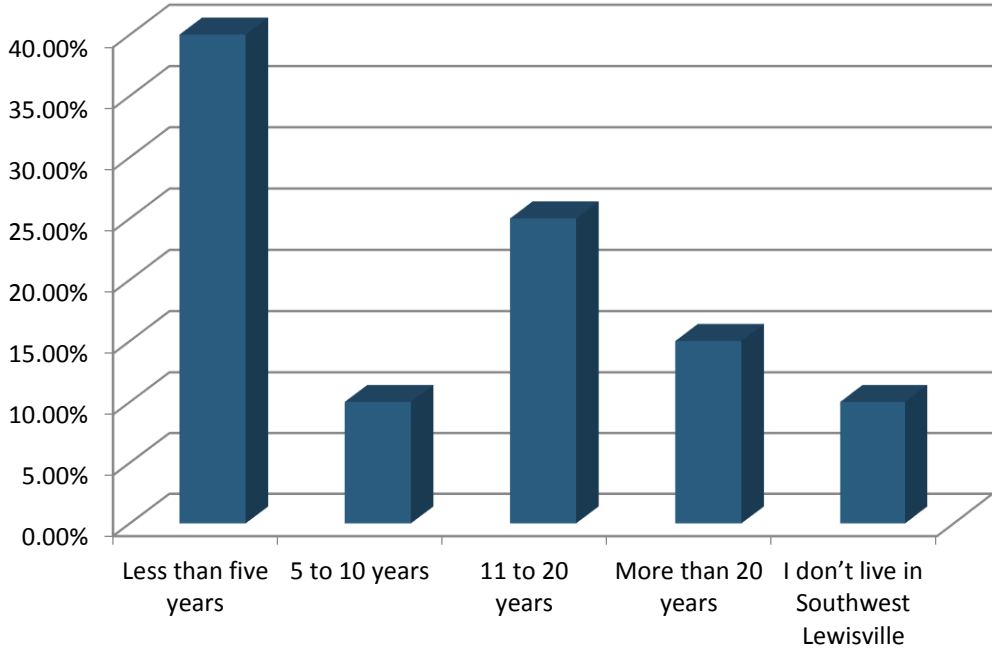
4. My age is: (Multiple Choice)

Responses		
	Percent	Count
18 or younger	20.00%	4
19 – 25	15.00%	3
26 – 35	10.00%	2
36 – 45	10.00%	2
46 – 65	35.00%	7
66 or older	10.00%	2
Totals	100%	20



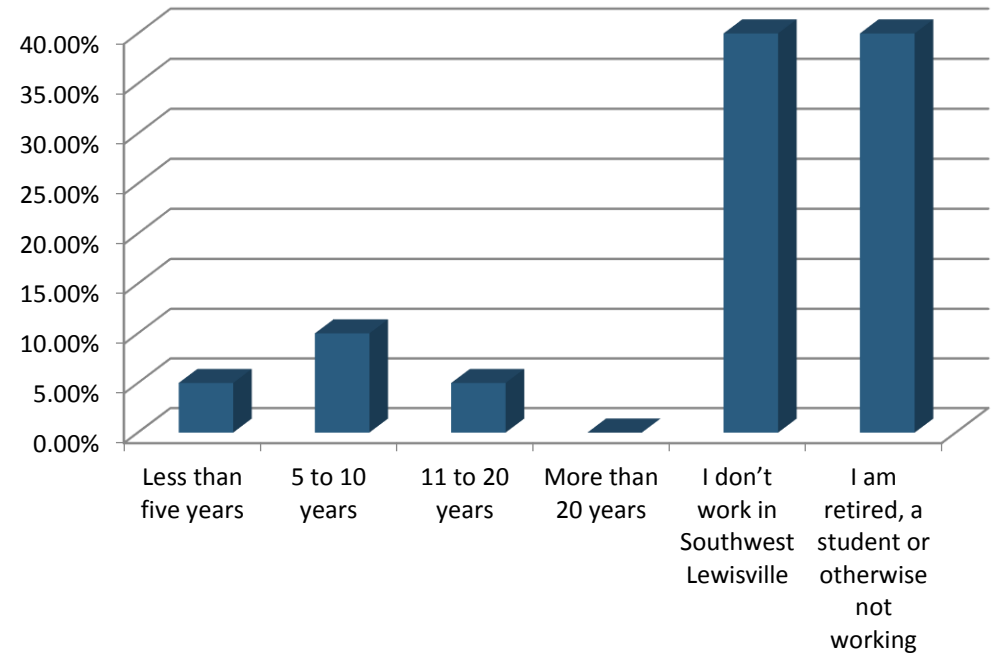
**5. I have lived in Southwest
Lewisville for: (Multiple
Choice)**

Responses		
	Percent	Count
Less than five years	40.00%	8
5 to 10 years	10.00%	2
11 to 20 years	25.00%	5
More than 20 years	15.00%	3
I don't live in Southwest Lewisville	10.00%	2
Totals	100%	20



6. I have worked in Southwest Lewisville for: (Multiple Choice)

	Responses	
	Percent	Count
Less than five years	5.00%	1
5 to 10 years	10.00%	2
11 to 20 years	5.00%	1
More than 20 years	0.00%	0
I don't work in Southwest Lewisville	40.00%	8
I am retired, a student or otherwise not working	40.00%	8
Totals	100%	20



7. I am most interested in issues related to: (Multiple Choice)

	Responses	
	Percent	Count
Art & Culture	15.00%	3
Business & the Economy	10.00%	2
Development & Construction	10.00%	2
Education	30.00%	6
The Environment	0.00%	0
Health & Healthy Communities	5.00%	1
Government Services	0.00%	0
Neighborhood Quality of Life	30.00%	6
Other	0.00%	0
Totals	100%	20

