

**Session Name**

New Session 8-17-2017 8-09 PM  
(1)

**Date Created**

8/17/2017 5:54:56 PM

**Active Participants**

28

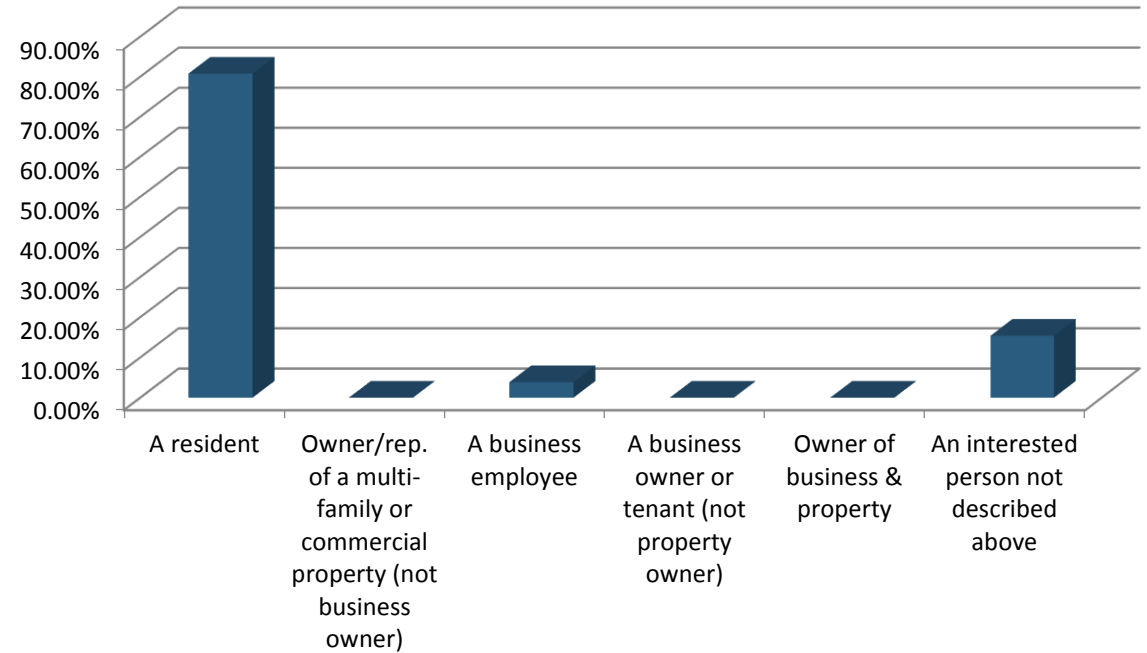
**Total Participants**

28

**Results by Question**

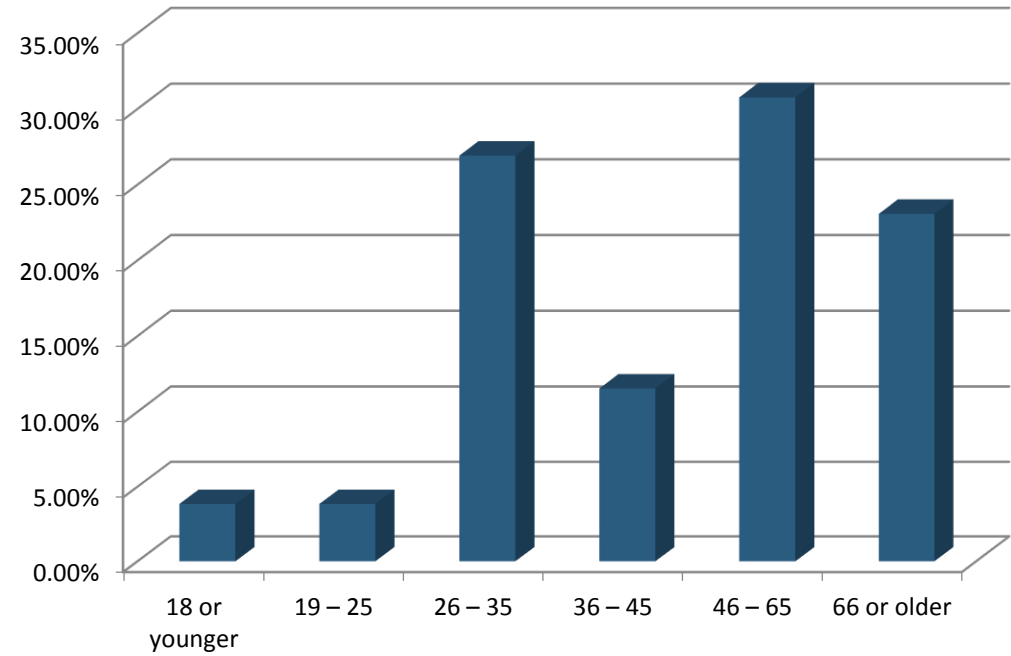
**3. I am most involved in the North End as: (Multiple Choice)**

Responses		
	Percent	Count
A resident	80.77%	21
Owner/rep. of a multi-family or commercial property (not business owner)	0.00%	0
A business employee	3.85%	1
A business owner or tenant (not property owner)	0.00%	0
Owner of business & property	0.00%	0
An interested person not described above	15.38%	4
<b>Totals</b>	<b>100%</b>	<b>26</b>



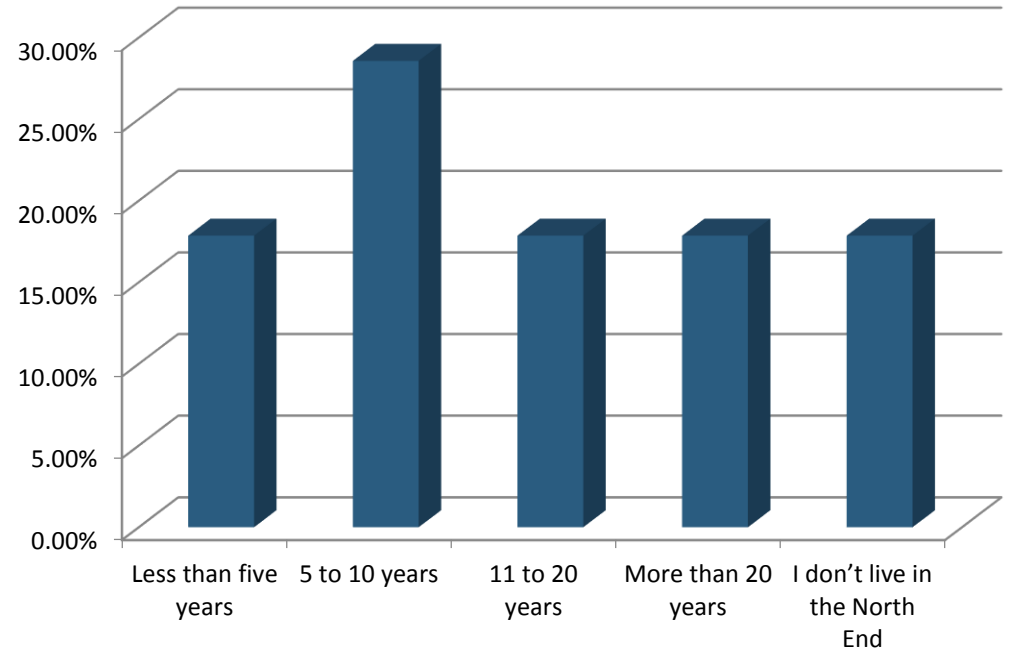
#### 4. My age is: (Multiple Choice)

	Responses	
	Percent	Count
18 or younger	3.85%	1
19 – 25	3.85%	1
26 – 35	26.92%	7
36 – 45	11.54%	3
46 – 65	30.77%	8
66 or older	23.08%	6
<b>Totals</b>	<b>100%</b>	<b>26</b>



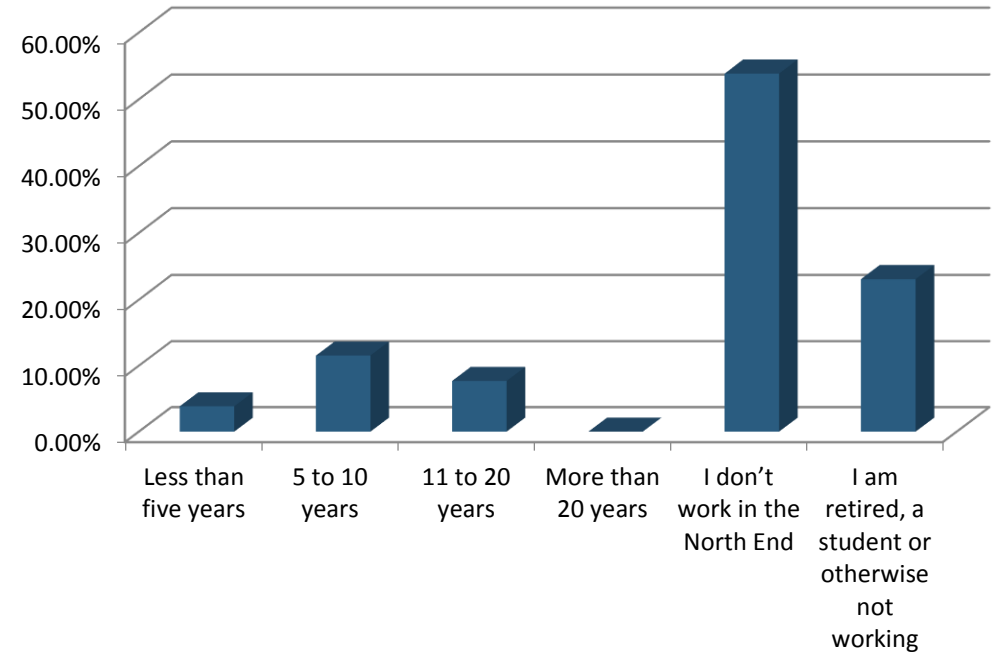
**5. I have lived in the North End for: (Multiple Choice)**

Responses		
	Percent	Count
Less than five years	17.86%	5
5 to 10 years	28.57%	8
11 to 20 years	17.86%	5
More than 20 years	17.86%	5
I don't live in the North End	17.86%	5
<b>Totals</b>	<b>100%</b>	<b>28</b>



**6. I have worked in the North End for: (Multiple Choice)**

Responses		
	Percent	Count
Less than five years	3.85%	1
5 to 10 years	11.54%	3
11 to 20 years	7.69%	2
More than 20 years	0.00%	0
I don't work in the North End	53.85%	14
I am retired, a student or otherwise not working	23.08%	6
<b>Totals</b>	<b>100%</b>	<b>26</b>



**7. I am most interested in issues related to: (Multiple Choice)**

	Responses	
	Percent	Count
Art & Culture	8.33%	2
Business & the Economy	0.00%	0
Development & Construction	20.83%	5
Education	8.33%	2
The Environment	4.17%	1
Health & Healthy Communities	4.17%	1
Government Services	0.00%	0
Neighborhood Quality of Life	50.00%	12
Other	4.17%	1
<b>Totals</b>	<b>100%</b>	<b>24</b>

